

ACE 570 HD



ENGINE & DRIVETRAIN

Displacement / Engine Type	567 cc / 4-Stroke DOHC Single Cylinder
Drive System	True On-Demand AWD/2WD
Horsepower	45 hp @ 7400 RPM
Torque	46 Nm @ 5700 RPM

SUSPENSION

Front Suspension	MacPherson Strut with Stabilizer Bar, 20.8 cm Travel
Rear Suspension	Dual A-Arm with Stabilizer Bar, IRS 24.1 cm Travel
Front Tyres	24 x 8-12; Carlisle
Rear Tyres	24 x 10-12; Carlisle
Wheels	Stamped Steel

DIMENSIONS

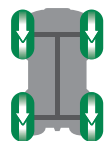
Front/Rear Rack	55 kg / 110 kg
Towing Capacity	680 kg
Fuel Capacity	19.9 L
Ground Clearance	26 cm
Vehicle Size (L x W x H)	229 x 122 x 173 cm
Payload Capacity	261 kg
Wheelbase	156.2 cm
Dry Weight	388 kg

ADDED FEATURES

Steering	Electronic Power Steering
Heavy Duty	Driveshaft Spline Seals, Sealed Ball Joints Sealed Suspension Bushings
Descent Control	Engine Braking System & 4 Wheel Descent Control (4WDC)



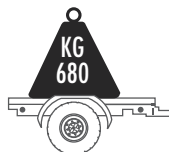
45 HP



ON DEMAND TRUE ALL-WHEEL-DRIVE (AWD)



CERTIFIED ROPS CAB FRAME




680KG TOWING CAPACITY



ADJUSTABLE SEAT & STEERING WHEEL



ELECTRONIC POWER STEERING



ENGINE BRAKING SYSTEM & 4 WHEEL DESCENT CONTROL (4WDC)



HEAVY DUTY FEATURES



DRIVE AWAY