

UTE 570 HD



ENGINE & DRIVETRAIN

| | |
|----------------------------|--|
| Displacement / Engine Type | 567 cc / 4-Stroke DOHC Single Cylinder |
| Drive System | True On-Demand AWD/2WD |
| Horsepower | 44 hp @ 7300 RPM |
| Torque | 49 Nm @ 5900 RPM |

SUSPENSION

| | |
|------------------|---------------------------------|
| Front Suspension | MacPherson Strut 20.8 cm Travel |
| Rear Suspension | Dual A-Arm, IRS 24.1 cm Travel |
| Front Tyres | 25 x 8-12; 489 |
| Rear Tyres | 25 x 10-12; 489 |
| Wheels | Stamped Steel |

DIMENSIONS

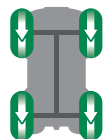
| | |
|--------------------------|--------------------------|
| Front/Rear Rack | 40.8 kg / 180 kg |
| Towing Capacity | 555 kg |
| Fuel Capacity | 17.0 L |
| Ground Clearance | 27.9 cm |
| Vehicle Size (L x W x H) | 210.8 x 121.9 x 121.9 cm |
| Payload Capacity | 220 kg |
| Wheelbase | 128.3 cm |
| Dry Weight | 330 kg |

ADDED FEATURES

| | |
|-------------------|---|
| Carrying Capacity | Dump Box with 180 kg |
| Steering | Electronic Power Steering |
| Safety | Mirrors, Indicators & Horn |
| Heavy Duty | Driveshaft Spline Seals, Sealed Ball Joints Sealed Suspension Bushings |
| Descent Control | Engine Braking System & 4 Wheel Descent Control (4WDC) |



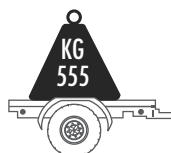
44 HP



ON DEMAND TRUE ALL-WHEEL-DRIVE (AWD)



IRS WITH 24CM OF TRAVEL




555KG TOWING CAPACITY




41KG FRONT / 180KG REAR CARRYING CAPACITY



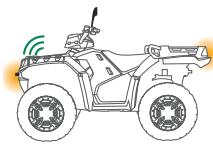
ELECTRONIC POWER STEERING



ENGINE BRAKING SYSTEM & 4 WHEEL DESCENT CONTROL (4WDC)



DUMP BOX WITH 180KG CAPACITY



MIRRORS, INDICATORS, HORN



HEAVY DUTY FEATURES



RIDE AWAY